



District Report Card: 2017


State: West Bengal	District: Paschim Bardhaman
Class: 5	Subject: Language
Schools: 59	Students: 1216


Participation/Coverage


Students

GENDER 	Boys		Girls	
	Number	%	Number	%
	423	34.79	793	65.21

AREA 	Rural		Urban	
	Number	%	Number	%
	503	41.37	713	58.63

CATEGORY 	SC		ST		OBC		GEN	
	Number	%	Number	%	Number	%	Number	%
	472	38.82	127	10.44	191	15.71	426	35.03

CWSN 	LD	VI	HI	S&LD	ID	Oth
	2	2	0	3	0	1

Management 	Government		Government-aided	
	Number	%	Number	%
	630	51.81	586	48.19

Average Performance of Students in Language (%)

Overall	Gender		Area		Management		Social Group			
	Male	Female	Rural	Urban	Govt.	Aided	SC	ST	OBC	GEN
56.44	58.47	55.35	52.50	59.21	57.64	55.14	51.99	46.35	53.93	65.49

Performance on Learning Outcomes (LOs)

Learning Outcomes	Description	Average Performance(%)
L504	Reads and comprehends independently storybooks, news items/ headlines, advertisements etc.	51.91
L508	Reads text with comprehension, locates details and sequence of events	58.70

Range of Performance of Students who Answered Correctly							
Below 30%		30% - 50%		50% - 75%		Above 75%	
Number	%	Number	%	Number	%	Number	%
232	19.08	273	22.45	387	31.83	324	26.64

Lowest Performing Learning Outcomes (LOs)

- 1 - Reads and comprehends independently storybooks, news items/ headlines, advertisements etc. (51.91)
- 2 - Reads text with comprehension, locates details and sequence of events (58.70)